

## Part – A

AQAR for the year

2015-16

**I. Details of the Institution**

1.1 Name of the Institution

Sneh Teacher's Training College

1.2 Address Line 1

Muhana

Address Line 2

Sanganer

City/Town

Jaipur

State

Rajasthan

Pin Code

302029

Institution e-mail address

Sttcjaipur2006@gmail.com

Contact Nos.

0141-2971943

Name of the Head of the Institution:

Dr. Bhavna Kshetri

Tel. No. with STD Code:

0141-2971943

Mobile:

7610006631

Name of the IQAC Co-ordinator:

Mr. Sanjay Kumar Sharma

Mobile:

9571958493

IQAC e-mail address:

acharyasanjay.as@gmail.com

1.3 NAAC Track ID (For ex. MHC0GN 18879)

OR

1.4 NAAC Executive Committee No. &amp; Date:

(For Example EC/32/A&amp;A/143 dated 3-5-2004.

This EC no. is available in the right corner- bottom  
of your institution's Accreditation Certificate)

EC/62/A&amp;A/066 Dated 05/01/2013

1.5 Website address:

www.sttcjaipur.in

Web-link of the AQAR:

http:// www.sttcjaipur.in/AQAR2015-16

For ex. http://www.ladykeanecollege.edu.in/AQAR2012-13.doc

1.6 Accreditation Details

Sl. No.	Cycle	Grade	CGPA	Year of Accreditation	Validity Period
1	1 <sup>st</sup> Cycle	A	3.08	2013	2018
2	2 <sup>nd</sup> Cycle				
3	3 <sup>rd</sup> Cycle				
4	4 <sup>th</sup> Cycle				

1.7 Date of Establishment of IQAC :

DD/MM/YYYY

06/02/2008

1.8 Details of the previous year's AQAR submitted to NAAC after the latest Assessment and Accreditation by NAAC ((for example AQAR 2010-11 submitted to NAAC on 12-10-2011)

i. AQAR 18/01/2017

## 1.9 Institutional Status

University                      State                      Central                      Deemed                      Private

Affiliated College                      Yes ☒                      No ☐

Constituent College                      Yes ☐                      No ☐

Autonomous college of UGC                      Yes ☐                      No ☒

Regulatory Agency approved Institution                      Yes ☒                      No ☐

(eg. AICTE, BCI, MCI, PCI, NCI)

Type of Institution                      Co-education ☐                      Men ☐                      Women ☒

Urban ☒                      Rural ☐                      Tribal ☐

Financial Status                      Grant-in-aid ☐                      UGC 2(f) ☐                      UGC 12B ☐

Grant-in-aid + Self Financing ☐                      Totally Self-financing ☒

## 1.10 Type of Faculty/Programme

Arts ☐                      Science ☐                      Commerce ☐                      Law ☐                      PEI (Phys Edu) ☐

TEI (Edu) ☒                      Engineering ☐                      Health Science ☐                      Management ☐

Others (Specify)

1.11 Name of the Affiliating University (*for the Colleges*)

University of Rajasthan

## 1.12 Special status conferred by Central/ State Government-- UGC/CSIR/DST/DBT/ICMR etc

Autonomy by State/Central Govt. / University

No

University with Potential for Excellence

No

UGC-CPE

DST Star Scheme

No

UGC-CE

No

UGC-Special Assistance Programme

No

DST-FIST

No

UGC-Innovative PG programmes

No

Any other (*Specify*)

No

UGC-COP Programmes

No

**2. IQAC Composition and Activities**

2.1 No. of Teachers

04

2.2 No. of Administrative/Technical staff

01

2.3 No. of students

01

2.4 No. of Management representatives

02

2.5 No. of Alumni

02

2.6 No. of any other stakeholder and  
community representatives

03

2.7 No. of Employers/ Industrialists

01

2.8 No. of other External Experts

01

2.9 Total No. of members

15

2.10 No. of IQAC meetings held

02

2.11 No. of meetings with various stakeholders: No.  Faculty   
 Non-Teaching Staff  Students  Alumni  Others

2.12 Has IQAC received any funding from UGC during the year? Yes ☐ No ☐

If yes, mention the amount

No

2.13 Seminars and Conferences (only quality related)

(i) No. of Seminars/Conferences/ Workshops/Symposia organized by the IQAC

Total Nos.  International  National  State  Institution Level

(ii) Themes

YOGA INSEPARABLE PART OF SCHOOL EDUCATION

2.14 Significant Activities and contributions made by IQAC

ONE NATIONAL LEVEL SEMINAR, ONE WORKSHOP,  
ORIENTATION PROGRAMME, COLLEGE AUDIT

2.15 Plan of Action by IQAC/Outcome

The plan of action chalked out by the IQAC in the beginning of the year towards quality enhancement and the outcome achieved by the end of the year \*

Plan of Action	Achievements
1. Tutorial System	Executed
2. Library Facilities	Executed

\* Attach the Academic Calendar of the year as Annexure.

2.15 Whether the AQAR was placed in statutory body Yes No

Management ☒ Syndicate ☐ Any other body ☐

Provide the details of the action taken

Education is key to development and is the third eye that broadens the horizon of the vision and the courage of human personality. It empowers people and inspires hope in them. For quality sustenance, the focal areas such as infrastructural development, curriculum review, networking with the industry and the allied institutions, faculty orientation, enhancing student motivation have to be strengthened which would go a long way in stabilizing the achieved quality status.

## Part – B

### Criterion – I

#### I. Curricular Aspects

##### 1.1 Details about Academic Programmes

Level of the Programme	Number of existing Programmes	Number of programmes added during the year	Number of self-financing programmes	Number of value added / Career Oriented programmes
PhD	0	0	0	0
PG	0	0	0	0
UG	1	0	1	0
PG Diploma	0	0	0	0
Advanced Diploma	0	0	0	0
Diploma	0	0	0	0
Certificate	0	0	0	0
Others	1	0	1	0
<b>Total</b>	1	0	1	0
Interdisciplinary	0	0	0	0
Innovative	0	0	0	0

##### 1.2 (i) Flexibility of the Curriculum: CBCS/Core/Elective option / Open options

##### (ii) Pattern of programmes:

Pattern	Number of programmes
Semester	0
Trimester	0
Annual	1

##### 1.3 Feedback from stakeholders\* (On all aspects)

Alumni

Parents

Employers

Students

Mode of feedback :

Online

Manual

Co-operating schools (for PEI)

*\*Please provide an analysis of the feedback in the Annexure*

##### 1.4 Whether there is any revision/update of regulation or syllabi, if yes, mention their salient aspects.

N/A

1.5 Any new Department/Centre introduced during the year. If yes, give details.

N/A

## Criterion – II

### 2. Teaching, Learning and Evaluation

2.1 Total No. of permanent faculty

Total	Asst. Professors	Associate Professors	Professors	Others
15	14			

2.2 No. of permanent faculty with Ph.D.

3

2.3 No. of Faculty Positions Recruited (R) and Vacant (V) during the year

Asst. Professors		Associate Professors		Professors		Others		Total	
R	V	R	V	R	V	R	V	R	V

2.4 No. of Guest and Visiting faculty and Temporary faculty

0

0

0

2.5 Faculty participation in conferences and symposia:

No. of Faculty	International level	National level	State level
Attended	0	16	9
Presented papers	0	13	8
Resource Persons	0	0	1

2.6 Innovative processes adopted by the institution in Teaching and Learning:

Lecturer by ICT

2.7 Total No. of actual teaching days during this academic year

227

2.8 Examination/ Evaluation Reforms initiated by the Institution (for example: Open Book Examination, Bar Coding, Double Valuation, Photocopy, Online Multiple Choice Questions)

Online Multiple Choice

2.9 No. of faculty members involved in curriculum restructuring/revision/syllabus development

01

as member of Board of Study/Faculty/Curriculum Development workshop

2.10 Average percentage of attendance of students

94%
-----

2.11 Course/Programme wise  
distribution of pass percentage :

Title of the Programme	Total no. of students appeared	Division				
		Distinction %	I %	II %	III %	Pass %
B.ED.	195	32%	76.92	16.41	0	93.33

2.12 How does IQAC Contribute/Monitor/Evaluate the Teaching & Learning processes :

1. Purchase Books 2. Academic Audit 3. Collect feedback

2.13 Initiatives undertaken towards faculty development

<i>Faculty / Staff Development Programmes</i>	<i>Number of faculty benefitted</i>
Refresher courses	0
UGC – Faculty Improvement Programme	0
HRD programmes	0
Orientation programmes	01
Faculty exchange programme	04
Staff training conducted by the university	0
Staff training conducted by other institutions	3
Summer / Winter schools, Workshops, etc.	1
Others	0

2.14 Details of Administrative and Technical staff

Category	Number of Permanent Employees	Number of Vacant Positions	Number of permanent positions filled during the Year	Number of positions filled temporarily
Administrative Staff	8			
Technical Staff	2			



## Criterion – III

### 3. Research, Consultancy and Extension

#### 3.1 Initiatives of the IQAC in Sensitizing/Promoting Research Climate in the institution

- Teachers are encouraged to attend seminars/workshops and also provided seed money of Rs. 7000/- for doing Ph.D.
- Research culture embibed.
- Action research by the student teachers on a few school problems undertaken.

#### 3.2 Details regarding major projects

	Completed	Ongoing	Sanctioned	Submitted
Number	0	0	0	0
Outlay in Rs. Lakhs	0	0	0	0

#### 3.3 Details regarding minor projects

	Completed	Ongoing	Sanctioned	Submitted
Number	0	0	0	0
Outlay in Rs. Lakhs	0	0	0	0

#### 3.4 Details on research publications

	International	National	Others
Peer Review Journals	0	0	0
Non-Peer Review Journals	0	0	0
e-Journals	0	0	0
Conference proceedings	0	0	0

#### 3.5 Details on Impact factor of publications:

Range  Average  h-index  Nos. in SCOPUS

#### 3.6 Research funds sanctioned and received from various funding agencies, industry and other organisations

Nature of the Project	Duration Year	Name of the funding Agency	Total grant sanctioned	Received
Major projects				
Minor Projects				
Interdisciplinary Projects				
Industry sponsored				
Projects sponsored by the University/ College				
Students research projects (other than compulsory by the University)				

Any other(Specify)				
Total				

3.7 No. of books published i) With ISBN No.  Chapters in Edited Books

ii) Without ISBN No.

3.8 No. of University Departments receiving funds from

UGC-SAP  CAS  DST-FIST   
DPE  DBT Scheme/funds

3.9 For colleges Autonomy  CPE  DBT Star Scheme   
INSPIRE  CE  Any Other (specify)

3.10 Revenue generated through consultancy

3.11 No. of conferences

organized by the Institution

Level	International	National	State	University	College
Number	0	1	0	0	1
Sponsoring agencies	N/A	N/A	N/A	N/A	N/A

3.12 No. of faculty served as experts, chairpersons or resource persons

3.13 No. of collaborations International  National  Any other

3.14 No. of linkages created during this year

3.15 Total budget for research for current year in lakhs :

From Funding agency  From Management of University/College   
Total

3.16 No. of patents received this year

Type of Patent		Number
National	Applied	0
	Granted	0
International	Applied	0
	Granted	0
Commercialised	Applied	0
	Granted	0

3.17 No. of research awards/ recognitions received by faculty and research fellows  
Of the institute in the year

Total	International	National	State	University	Dist	College
0	0	0	0	0	0	0

3.18 No. of faculty from the Institution  
who are Ph. D. Guides  
and students registered under them

00

00

3.19 No. of Ph.D. awarded by faculty from the Institution

04

3.20 No. of Research scholars receiving the Fellowships (Newly enrolled + existing ones)

JRF

00

SRF

00

Project Fellows

00

Any other

00

3.21 No. of students Participated in NSS events:

University level

00

State level

00

National level

00

International level

00

3.22 No. of students participated in NCC events:

University level

00

State level

00

National level

00

International level

00

3.23 No. of Awards won in NSS:

University level

00

State level

00

National level

00

International level

00

3.24 No. of Awards won in NCC:

University level

00

State level

00

National level

00

International level

00

## 3.25 No. of Extension activities organized

University forum	00	College forum	05	
NCC	00	NSS	00	Any other 00

## 3.26 Major Activities during the year in the sphere of extension activities and Institutional Social Responsibility

- TREE PLANTATION
- HEALTH CHECK-UP CAMP

**Criterion – IV****4. Infrastructure and Learning Resources**

## 4.1 Details of increase in infrastructure facilities:

Facilities	Existing	Newly created	Source of Fund	Total
Campus area	3500	0	0	3500
Class rooms	16	0	0	12
Laboratories	7	0	0	7
Seminar Halls	01	0	0	1
No. of important equipments purchased (≥ 1-0 lakh) during the current year.				
Value of the equipment purchased during the year (Rs. in Lakhs)				
Others				

## 4.2 Computerization of administration and library

MIS IN ADMINISTRATION AND COMPUTERISED LIBRARY
--

## 4.3 Library services:

	Existing		Newly added		Total	
	No.	Value	No.	Value	No.	Value
Text Books	4692	375360	255	35000	4947	410360
Reference Books	1156	144500	50	9250	1206	153750
e-Books	00	00				
Journals	15	13000	15	13000	15	13000
e-Journals	1	8500	1	8500	1	8500
Digital Database	10	2500	3	750	13	3250
CD & Video	50	16500	5	1500	55	18000
Others (specify)	0	0	0	0	0	0

## 4.4 Technology up gradation (overall)

	Total Computers	Computer Labs	Internet	Browsing Centres	Computer Centres	Office	Departments	Others
Existing	35	30	35	2	0	2	1	0
Added	02	0	2	0	0	0	2	0
Total	37	30	37	2	0	2	3	0

## 4.5 Computer, Internet access, training to teachers and students and any other programme for technology upgradation (Networking, e-Governance etc.)

Develop the MIS and Networking
--------------------------------

## 4.6 Amount spent on maintenance in lakhs :

i) ICT

0.485

ii) Campus Infrastructure and facilities

0.285

iii) Equipments

0.146

iv) Others

3.65

**Total :**

4.566

**Criterion – V****5. Student Support and Progression**

## 5.1 Contribution of IQAC in enhancing awareness about Student Support Services

**All the suggestion given by IQAC for college applied for enhancing awareness about Student Support Services.**

## 5.2 Efforts made by the institution for tracking the progression

**Institute adopted the internal audit system for all work.**

## 5.3 (a) Total Number of students

UG	PG	Ph. D.	Others
197	0	0	0

## (b) No. of students outside the state

05

## (c) No. of international students

00

No	%
00	00

Men

Women

No	%
200	100

Last Year					This Year							
General	SC	ST	OBC	Physically Challenged	Total	Gen.	SC	ST	OBC	SBC	Physically Challenged	Total
24	39	23	112	2	200	64	03	28	97	05	0	197

Demand ratio

Dropout % 1.01%

## 5.4 Details of student support mechanism for coaching for competitive examinations (If any)

**COACHING FOR VARIOUS COMPETITIVE EXAMAMINATIONS**

No. of students beneficiaries

78

## 5.5 No. of students qualified in these examinations

NET	<input type="text"/>	SET/SLET	<input type="text"/>	GATE	<input type="text"/>	CAT	<input type="text"/>
IAS/IPS etc	<input type="text"/>	State PSC	<input type="text"/>	UPSC	<input type="text"/>	Others	<input type="text"/>

## 5.6 Details of student counselling and career guidance

**COUNSELLING REGARDING COMPETITIVE EXAMINATIONS  
AND UNIVERSITY EXAMINATION**

No. of students benefitted

41

## 5.7 Details of campus placement

	<i>On campus</i>		<i>Off Campus</i>
Number of Organizations Visited	Number of Students Participated	Number of Students Placed	Number of Students Placed
04	103	14	11

## 5.8 Details of gender sensitization programmes

**COLLEGE IS WOMEN COLLEGE**

## 5.9 Students Activities

## 5.9.1 No. of students participated in Sports, Games and other events

State/ University level

08

National level

00

International level

00

No. of students participated in cultural events

State/ University level

17

National level

00

International level

00

## 5.9.2 No. of medals /awards won by students in Sports, Games and other events

AQAR for 2015-16

02

00

00

15

Sports : State/ University level

National level

International level

Cultural: State/ University level

04

National level

00

International level

00

## 5.10 Scholarships and Financial Support

	Number of students	Amount
Financial support from institution	01	9000
Financial support from government	97	1661630
Financial support from other sources	00	00
Number of students who received International/ National recognitions	00	00

## 5.11 Student organised / initiatives

Fairs : State/ University level

National level

International level

Exhibition: State/ University level

National level

International level

5.12 No. of social initiatives undertaken by the students

03

5.13 Major grievances of students (if any) redressed: \_\_\_\_\_

**Criterion – VI****6. Governance, Leadership and Management**

6.1 State the Vision and Mission of the institution

**To become the center of academic excellence in the area of teacher education by providing quality teacher education programmes at par with the national and international standards to the rural youth inculcating in them our culture, heritage and values along with complete education.**

6.2 Does the Institution has a management Information System

YES



## 6.3 Quality improvement strategies adopted by the institution for each of the following:

## 6.3.1 Curriculum Development

The curriculum for UG courses is developed by the Directorate of Higher Education, Jaipur and implemented by all the Universities, whereas the PG curriculum is developed by the Universities only. The College, being affiliated to the Rajasthan University, has no prominent role in the curriculum design of the University. However, the senior faculty members of the Institution actively participate in departmental meetings convened by the respective departments at the University level and contribute for the curriculum design in their respective subjects.

## 6.3.2 Teaching and Learning

- Lecture method is supplemented with assignments and power point presentations.
- System of student teachers developing teaching skills through Micro teaching, practice teaching, block teaching and preparation of teaching aids is in vogue.
- Video recording of micro teaching practice for improving teaching skill of student teachers not visible.
- Lecture method is supplemented with assignments and power point presentations.
- System of student teachers developing teaching skills through Micro teaching, practice teaching, block teaching and preparation of teaching aids is in vogue.
- ICT integration in the teaching-learning process adopted

### 6.3.3 Examination and Evaluation

The college continued the existing examination system introduced by the Rajasthan University. Internal and Pre-final examinations were conducted apart from the regular slip tests. The valued answer scripts were discussed in the classes and the doubts were clarified. A list of the candidates who did not take up the examinations is displayed on the notice board and letters were also sent to the parents and informing them the performance of the student in the examination. Staff members interacted with the students and their parents to improve the performance of the students in the subsequent examinations.

Question banks were prepared by the staff members and supplied to the students to prepare well for the University examination. Model practical examinations were also conducted to boost the confidence level of the student. The question banks for practical examinations prescribed by the Rajasthan University have been taken up by all the departments and the students were well trained for the University practical examination.

### 6.3.4 Research and Development

Faculty members who take up research are facilitated through study leave, adjustment in teaching schedule and secretarial support. Teacher educator is encouraged to taken interest in participating in extension programmes, seminars, workshops, sponsored by different universities/Colleges. They are encouraged and given academic leave for attending Orientation and Refresher Programmes.

### 6.3.5 Library, ICT and Physical infrastructure / instrumentation.

The Library has a total number of 6153 books. This year 305 books are added. Daily 70 to 80 students are visiting the reference room. The Reference Room is equipped with the latest books for competitive. Everyday a large number of students visit the Reference Room. Almost all the staff members are utilizing the library for updating their knowledge. The Reading Room is acquiring 16 Newspapers in three languages, 20 magazines/Journals and 6 periodicals for updating latest knowledge. 30 Computers are in the ICT lab and college has a huge infrastructure. All labs are equipped.

## 6.3.6 Human Resource Management

**At present time there is no vacant post in college .when college need any teaching and non teaching post it recruit by timely.**

## 6.3.7 Faculty and Staff recruitment

**To meet the work load increased due to enhancement of intake for this academic year the required number of staff members is recruited.**

## 6.3.8 Industry Interaction / Collaboration

**Collage has collaboration from various institutions and university of Rajasthan.**

## 6.3.9 Admission of Students

**As per the policy of the State Government, the College admits students through a Common Entrance Test (PTET) conducted by the Co-Ordinator PTET (e.g. JNV University, Jodhpur). The students have a choice to opt for any B. Ed. college, depending upon their merit score. Since the admission in B.Ed. Course is given on the basis of merit achieved in PTET. All the advertisement regarding PTET is made by Co-Ordinator PTET. Although at the time of admission the institution provide prospects to all candidates in which all information regarding course, management, institution etc is given.**

## 6.4 Welfare schemes for

Teaching	YES
Non teaching	YES
Students	YES

## 6.5 Total corpus fund generated

432500

## 6.6 Whether annual financial audit has been done

Yes



No



6.7 Whether Academic and Administrative Audit (AAA) has been done?

Audit Type	External		Internal	
	Yes/No	Agency	Yes/No	Authority
Academic	YES	-	YES	-
Administrative	YES	-	YES	-

6.8 Does the University/ Autonomous College declares results within 30 days?

For UG Programmes      Yes ☐ No ☒

For PG Programmes      Yes ☐ No ☒

6.9 What efforts are made by the University/ Autonomous College for Examination Reforms?

**The college continued the existing examination system introduced by the Rajasthan University.**

6.10 What efforts are made by the University to promote autonomy in the affiliated/constituent colleges?

**No**

6.11 Activities and support from the Alumni Association

**The Alumni Association conducts meetings twice in a year and discussing the developments in the college. The association has been sponsoring the following cash prizes and awarded every year to the meritorious students in the Annual Day function.**

6.12 Activities and support from the Parent – Teacher Association

**We have been conducting meetings with parents to discuss students' discipline, attendance, dress code and internal examinations. We inform the students to bring their parents at the time of admissions to brief about the rules and regulations and facilities available in the college.**

## 6.13 Development programmes for support staff

**Every year we encourage the Staff members to attend UGC sponsored refresher / orientation courses. We encourage the staff members to attend national and international seminars and college gives all expenditure to attend the seminars to staff.**

## 6.14 Initiatives taken by the institution to make the campus eco-friendly

**College campus is all ready eco-friendly and every year college runs tree plantation programme.**

**Criterion – VII****7. Innovations and Best Practices**

## 7.1 Innovations introduced during this academic year which have created a positive impact on the functioning of the institution. Give details.

- **System of sensitizing the teacher trainees towards challenged students by taking them to an institution established for challenged students**
- **System of organizing remedial classes**
- **Electing student representatives to manage institutional activities to develop leadership qualities.**
- **Faculty development programmes and research programmes**

7.2 Provide the Action Taken Report (ATR) based on the plan of action decided upon at the beginning of the year

- 1. To introduce UGC sponsored Career Oriented Certificate courses.**
- 2. To organize National and State level Seminars: All the Departments are planning to send the proposals to the NAAC for organizing National and State Level Seminars.**
- 3. To organize Extension Lectures: Providing additional inputs to the students through extension lectures by distinguished persons in various subjects is a part of general programmes of our Institution. This activity enables both the staff and students to update their knowledge with latest developments in their respective fields.**
- 4. To organize field trips: In order to enable the students to have exposure to outside world, field trips are planned by all the departments.**
- 5. To organize community service programmes and blood donation camps.**
- 6. To improve library facilities.**

7.3 Give two Best Practices of the institution (*please see the format in the NAAC Self-study Manuals*)

- 1 Using appropriate soft ware admission data and I A data are computerized.**
- 2. Economically poor students are helped to pay the college fee and helped book bank facility.**

7.4 Contribution to environmental awareness / protection

**College organises the rallies for awareness for environment and sanitation. College organises the tree plantation programmes.**

7.5 Whether environmental audit was conducted?

Yes

☒

No

☐

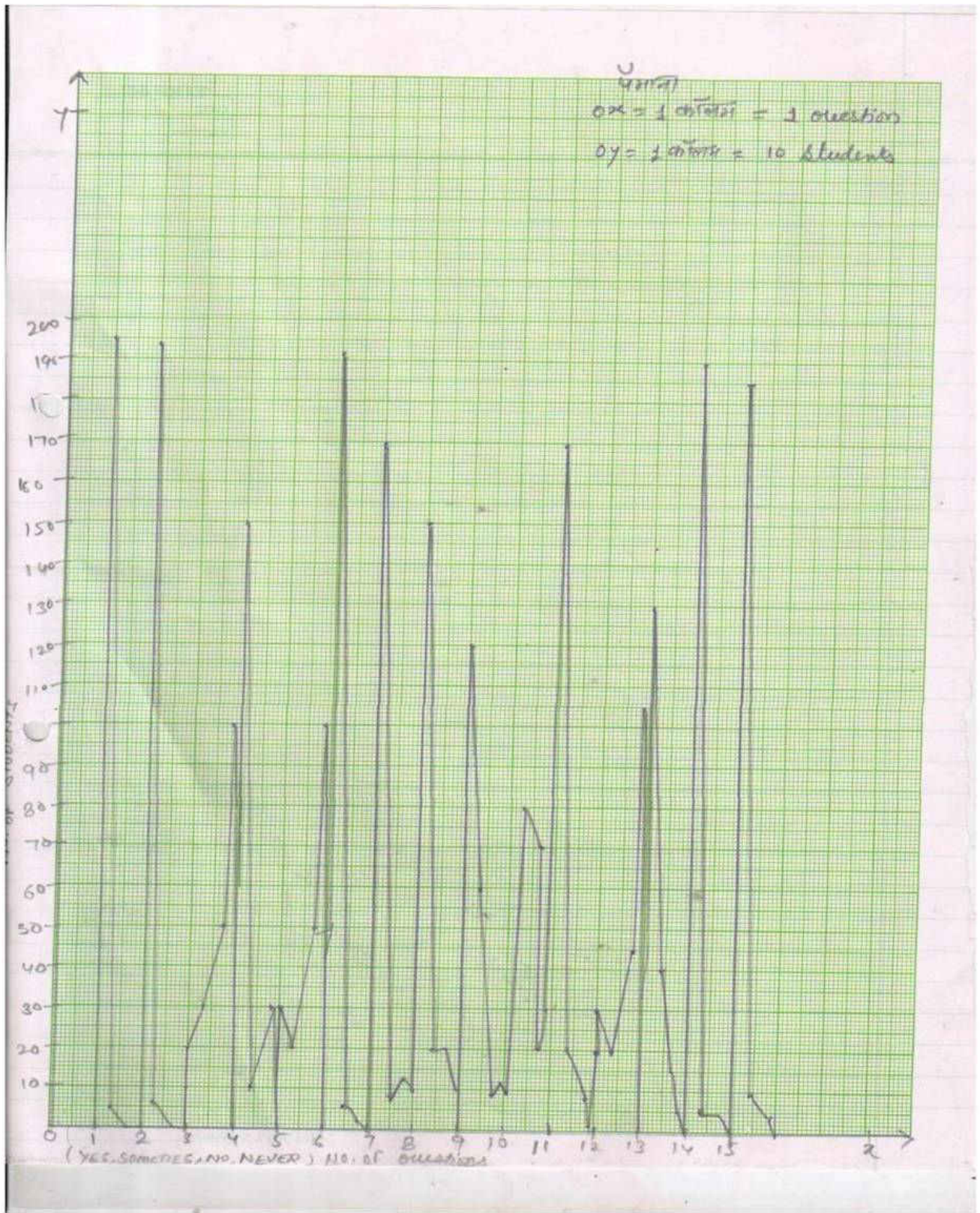
7.6 Any other relevant information the institution wishes to add. (for example SWOT Analysis)

- Scope for enhancing communication skills in English among students.
- Exploring the faculty empowerment through linkage with University and other Institutes.
- Outreach through educational and community oriented programmes
- Up gradation of professional qualification by the teachers including PhD.
- Strengthening Research activities.

#### **8. Plans of institution for next year**

- To organize national and state level seminars with the assistance of NAAC
- To provide additional inputs to the students through extension lectures
- To establish Knowledge Centre
- To introduce new career oriented add on courses at U.G. level to meet the growing demand of the day
- To evaluate the performance of the students and to get feedback from them to improve the academic standards
- To organize the activities of the alumni association on a regular basis to provide guidance to the present students
- To organize field trips to the students to have exposure to the outside world
- To improve infrastructural facilities in the college
- To encourage the faculty to take up Minor/Major Research Projects
- To initiate steps for campus placement programmes on a regular basis
- To organize Quiz programmes for students to update their knowledge
- To introduce M.Ed. courses at P.G. level





FEEDBACK ANALYSIS REPORT



# SNEH TEACHER'S TRAINING COLLEGE

## INDIAN STUDENT CULTURE SOCIETY JAIPUR BALANCE SHEET AS ON 31ST MARCH, 2016

F.P.Y. Amount (Rs.)	Liabilities	F.C.Y. Amount (Rs.)	F.P.Y. Amount (Rs.)	Assets	F.C.Y. Amount (Rs.)
249,794.59	<b>NON CORPUS FUND</b> (As Per Schedule 'A' Annexed )	(3,435,976.28)	28,794,543.00	<b>FIXED ASSETS</b> (As per schedule 'I' Annexed)	25,725,633.00
1,791,661.58	<b>SECURED LOANS</b> (As Per Schedule 'B' Annexed)	8,425,952.63		<b>CURRENT ASSETS, LOANS &amp; ADVANCES</b>	
36,324,720.00	<b>UNSECURED LOANS</b> (As Per Schedule 'C' Annexed)	7,507,989.00		<b>A. CURRENT ASSETS</b>	
	<b>CURRENT ACCOUNT OF PARTIES</b> (As Per Schedule 'D' Annexed)	29,998,452.00	459,294.92	1. Cash in Hand (As per schedule 'J' Annexed)	1,798,858.92
	<b>CURRENT LIABILITIES &amp; PROVISIONS</b>		342,954.25	2. Cash at Bank (As per schedule 'K' Annexed)	103,402.43
	<b>A. Current Liabilities</b>		4,513,553.00	<b>B. LOANS &amp; ADVANCES</b>	
435,526.00	1. Sundry Creditors (a) For Goods (As Per Schedule 'E' Annexed)	613,275.00	1,923,362.00	1. Advances Paid in cash or in kind or for which value has still to be received (As per schedule 'L' Annexed)	3,765,724.00
3,431,936.00	(b) For Expenses and Others (As Per Schedule 'F' Annexed)	2,583,006.00	17,429.00	2. Deposits (As per schedule 'M' Annexed)	2,469,831.00
	2. Advances received for which value value has still to be given (As Per Schedule 'G' Annexed)	12,450.00	6,310,265.00	3. TDS Receivable (As per schedule 'N' Annexed)	34,194.00
	3. Statutory & Other liabilities		68,201.00	4. Sundry Receivable (As per schedule 'O' Annexed)	11,842,251.00
195,964.00	4. Security Deposit (As Per Schedule 'H' Annexed)	135,217.00		5. Prepaid Insurance (As per schedule 'P' Annexed)	100,471.00
<b>42,429,602.17</b>		<b>45,840,365.35</b>	<b>42,429,602.17</b>		<b>45,840,365.35</b>

For:- INDIAN STUDENT CULTURE SOCIETY

For:- M.L.SHARMA & ASSOCIATES  
Chartered Accountants

President

Secretary

Indian Student Culture Society

Place:- Jaipur

Date:- 26/09/2016



(M.L.SHARMA)  
Partner  
M.No.-070459

# SNEH TEACHER'S TRAINING COLLEGE

## Income and Expenditure Account for the year ended 31st March,2016

Expenditure	Indian Student Culture Society	D.P. Tiwari Medical & Nursing Edu. Inst	D.P. Tiwari School Of Nursing	Sneh B. Ed. College	Sneh Public School	Total	Income	Indian Student Culture Society	D.P. Tiwari Medical & Nursing Edu. Inst	D.P. Tiwari School Of Nursing	Sneh B. Ed. College	Sneh Public School	Total
To Advertisement Expenses	-	53,752.00	-	13,550.00	68,145.00	135,447.00	By Admission Fee	-	-	-	-	44,750.00	44,750.00
To Affiliation Fee	-	135,000.00	40,000.00	631,000.00	-	806,000.00	By Donation	140,000.00	-	-	-	-	140,000.00
To Audit and Taxation Fees	93,938.00	-	-	-	-	93,938.00	By Course/Tuition Fee	-	9,080,000.00	1,962,770.00	-	4,219,747.00	15,262,517.00
To Bad Debts	-	-	-	-	125,472.00	125,472.00	By Fee From PTET	-	-	-	6,282,460.00	-	6,282,460.00
To Bank Charges	4,597.41	1,667.00	1,784.00	4,113.66	5,680.75	17,842.82	By Interest Received	-	-	-	18,161.00	-	18,161.00
To Bonus	-	16,050.00	-	44,565.00	94,839.00	154,654.00	By Bank Interest	769.00	-	-	-	-	769.00
To Computer Exp	1,800.00	-	-	1,300.00	23,830.00	26,130.00	By Intrest on FDR	160,611.00	-	-	15,563.00	8,438.00	182,612.00
To Conveyance Exp.	1,920.00	10,433.00	1,690.00	33,080.00	7,637.00	54,760.00	By Receipt From RTE	-	-	-	-	510,376.00	510,376.00
To Depreciation	1,462,537.00	140,248.00	12,374.00	583,560.00	448,366.00	2,647,085.00	By Registration Fees	-	14,800.00	10,000.00	-	-	24,800.00
To Diesel Exp.	-	365,931.00	-	190,729.00	251,369.00	810,029.00	By Profit on Sale of Vehicle	-	-	-	-	38,562.00	38,562.00
To Donation & Subscription	-	-	-	-	5,251.00	5,251.00	By Excess of Exp over Income	-	-	-	-	-	-
To Electricity and Water Exp	1,250.00	35,434.00	-	148,010.00	-	184,694.00	Tfr to Non Corpus Fund	6,440,685.21	-	1,160,183.00	-	1,747,527.80	9,357,396.01
To Employer ESI Expenses	-	33,361.00	11,072.00	27,938.00	96,105.00	168,476.00							
To Employer PF Expenses	-	96,933.00	31,487.00	83,552.00	165,910.00	377,882.00							
To Entertainment Allowance	-	-	-	-	248,000.00	248,000.00							
To Examination Expenses	-	170.00	11,511.00	10,884.00	17,060.00	39,625.00							
To Festival Allowance	-	-	-	-	165,950.00	165,950.00							
To Freight & Cartage	-	-	-	-	850.00	850.00							
To Function Expenses	56,211.00	52,732.00	30,631.00	72,073.00	124,058.00	335,105.00							
To Garden Expenses	67,035.00	-	-	520.00	-	67,555.00							
To Hostel Rent	-	126,000.00	-	-	-	126,000.00							
To House keeping Expenses	-	73,085.00	156,677.00	126,965.00	276,089.00	632,816.00							
To Inspection Exp.	-	92,215.00	1,340.00	1,500.00	1,700.00	236,718.00							
To Insurance Exp.	-	43,168.00	29,668.00	71,993.00	42,100.00	186,929.00							
To Interest on Loan	2,277,554.80	-	-	73,271.20	76,878.05	2,427,704.05							
To Interest on TDS	146.00	-	-	-	-	146.00							
To Internet Expenses	27,764.00	-	9,205.00	-	-	36,969.00							
To Loan processing Charges	822,936.00	-	-	-	-	822,936.00							
To Loan forclose Charges	821,233.00	-	-	-	-	821,233.00							

  
 President  
 Indian Student Culture Society

  
 Secretary  
 Indian Student Culture Society



# SNEH TEACHER'S TRAINING COLLEGE

To Lease Rent	307,952.00	-	-	-	-	207,952.00
To Leave Encashment Expenses	-	-	4,195.00	10,208.00	12,945.00	27,408.00
To Loss on sale of vehicle	54,770.00	-	-	-	-	54,770.00
To Legal & Professional Expenses	-	12,000.00	-	12,000.00	12,000.00	36,000.00
To Library Expenses	-	-	-	57,536.00	-	57,536.00
To Medical Allowance	-	-	-	-	208,000.00	208,000.00
To Medical & Surgical Expenses	-	-	212.00	-	-	212.00
To News Paper & Periodical/Journals	3,228.00	-	-	11,940.00	7,126.00	22,294.00
To Office Rent	36,000.00	-	-	-	-	36,000.00
To Rent Expenses	144,000.00	-	-	-	-	144,000.00
To Postage & Courier	118.00	436.00	-	7,813.00	1,402.00	8,969.00
To Printing & Stationery	23,897.00	23,937.00	4,220.00	51,952.00	322,993.00	426,999.00
To Repairs and Maintenance	253,417.00	79,456.00	6,440.00	107,952.00	99,096.00	542,355.00
To Salary	295,300.00	2,418,703.00	2,645,497.00	2,672,996.00	2,548,997.00	10,581,393.00
To Seminar & Conference Expenses	-	-	-	15,000.00	-	15,000.00
To Sports Expenses	-	7,940.00	-	-	5,145.00	13,085.00
To Staff/ Student Welfare Expenses	22,555.00	8,079.00	12,420.00	4,872.00	16,476.00	63,596.00
To Uniform Expenses	-	18,000.00	-	57,500.00	-	75,500.00
To Student Training Expenses	-	100,000.00	-	-	-	100,000.00
To Teaching Expenses	-	11,582.00	-	22,500.00	72,000.00	106,082.00
To Telephone & Fax Charges	2,006.00	-	-	15,936.00	30,822.00	38,754.00
To Vehicle Running Exps.	-	308,629.00	132,110.00	162,722.00	994,715.00	1,594,176.00
To Website Expenses	-	14,000.00	-	16,500.00	-	34,500.00
To Surplus of Income over Exp. Trf	-	-	-	-	-	-
to Non Corpus Fund	-	4,689,322.00	-	977,703.54	-	5,671,625.14
	6,742,065.21	9,094,800.00	3,141,953.00	6,316,184.00	6,567,400.00	31,862,403.01
	6,742,065.21	4,689,878.00	3,141,953.00	5,338,480.86	6,567,400.00	

For:- INDIAN STUDENT CULTURE SOCIETY

  
 President  
 Indian Student Culture Society

  
 Secretary  
 Indian Student Culture Society

Date:- 26/09/2016

Place : Jaipur

For:- M.L. SHARMA & ASSOCIATES  
Chartered Accountants



  
 (M.L. SHARMA)  
 Partner  
 M.No. 070459

# SNEH TEACHER'S TRAINING COLLEGE

## INDIAN STUDENT CULTURE SOCIETY

### NON CORPUS FUND

For The Year Ended As on 31.03.16

Annexure "A"

Particulars	Amt.(Rs.)
Opening balance as on 01.04.2015	249,794.59
Add or Less:	
Expenses not claimed in Income And Expenditure	-
Excess of Income over expenditure	5,671,625.14
Excess of Expenditure over income	(9,357,396.01)
	(3,685,770.87)
Closing Balance as on 31.03.2016	(3,435,976.28)

For:- INDIAN STUDENT CULTURE SOCIETY

For:- M.L.SHARMA & ASSOCIATES

Chartered Accountants

  
President


  
Secretary

Indian Student Culture Society

Place:- Jaipur

Date:- 26/09/2016



  
(M.L.SHARMA)

Partner

M.No 070459

SNEH TEACHER'S TRAINING COLLEGE

**INDIAN STUDENT CULTURE SOCIETY**  
**PARTICULARS OF FIXED ASSETS AND DEPRECIATION AS ON 31ST MARCH, 2016**  
**AS PER THE INCOME TAX ACT, 1961**

Particulars	Rate of	W.D.V. As	Addition (Deduction)		Total	Depreciation	W.D.V.As
	Dep.	On 1-4-2015	Upto 3.10.15	After 3.10.15		Allowable	On 31-03-2016
<b>Indian Student Culture Society</b>							
Books	60	886.00	-	-	886.00	532.00	354.00
Building	10	16,146,934.00	(2,000,000.00)	-	14,146,934.00	1,414,693.00	12,732,241.00
Computer	60	766.00	-	-	766.00	460.00	306.00
Musical Equipment	15	3,378.00	-	-	3,378.00	507.00	2,871.00
Office Equipment	15	7,973.00	-	-	7,973.00	1,196.00	6,777.00
Vehicle (Bus)	15	508,955.00	(508,955.00)	-	-	-	-
Furniture and Fixtures	10	340,714.00	6,048.00	25,373.00	372,135.00	35,945.00	336,190.00
National Flag	0	235.00	-	-	235.00	-	235.00
D G Set	15	61,361.00	-	-	61,361.00	9,204.00	52,157.00
Land at Muhana	0	4,155,000.00	1,504,077.00	-	5,659,077.00	-	5,659,077.00
<b>Sub Total (a)</b>		<b>21,226,202.00</b>	<b>(998,830.00)</b>	<b>25,373.00</b>	<b>20,252,745.00</b>	<b>1,462,537.00</b>	<b>18,790,208.00</b>

**Sneh teacher Training College**

Computer	60	30,089.00	-	33,700.00	63,789.00	28,163.00	35,626.00
Electric Equipment	15	92,930.00	-	-	92,930.00	13,940.00	78,990.00
Office Equipment	15	253,529.00	-	-	253,529.00	38,029.00	215,500.00
Lab Equipments	15	42,813.00	-	-	42,813.00	6,422.00	36,391.00
Furniture and Fixtures	10	796,841.00	-	29,900.00	826,741.00	81,179.00	745,562.00
Water Cooler	15	46,781.00	-	-	46,781.00	7,017.00	39,764.00
LCD Projector	15	16,507.00	-	-	16,507.00	2,476.00	14,031.00
Air Conditioner	15	9,217.00	-	-	9,217.00	1,383.00	7,834.00
Digital Camera	15	135,668.00	-	-	135,668.00	20,350.00	115,318.00
Books	60	33,360.00	-	-	33,360.00	20,016.00	13,344.00
Car (Grand i10)	15	654,876.00	-	-	654,876.00	98,231.00	556,645.00
Swraj Mazda Bus	15	363,949.00	-	-	363,949.00	54,592.00	309,357.00
Tata Magic jeep	15	119,918.00	-	-	119,918.00	17,988.00	101,930.00

119,918.00

*Pr*  
**President**  
Indian Student Culture Society

*W*  
**Secretary**  
Indian Student Culture Society

11



# SNEH TEACHER'S TRAINING COLLEGE

Musical Instrument	15	5,748.00	-	-	5,748.00	862.00	4,886.00
Mahindra Jeep	15	610,508.00	-	-	610,508.00	91,576.00	518,932.00
Building	10	1,011,563.00	-	-	1,011,563.00	101,156.00	910,407.00
Mobile	15	-	1,200.00	-	1,200.00	180.00	1,020.00
<b>Sub Total (b)</b>		<b>4,224,297.00</b>	<b>1,200.00</b>	<b>63,600.00</b>	<b>4,289,097.00</b>	<b>583,560.00</b>	<b>3,705,537.00</b>

## Sneh School

Electric Equipment (Invertor)	15	8,202.00	-	-	8,202.00	1,230.00	6,972.00
Vehicle (Bus)	15	290,757.00	-	-	290,757.00	43,614.00	247,143.00
Vehicle Cruiser 1078	15	352,235.00	-	-	352,235.00	52,835.00	299,400.00
Tempo Traveller	15	236,438.00	(236,438.00)	-	-	-	-
Furniture and Fixtures	10	495,455.00	42,520.00	-	537,975.00	53,798.00	484,177.00
Printer	15	-	-	51,000.00	51,000.00	3,825.00	47,175.00
Projectors	15	-	504,000.00	-	504,000.00	75,600.00	428,400.00
Swings & Merry Go Round	30	-	-	15,000.00	15,000.00	2,250.00	12,750.00
Electric Instrument	15	7,607.00	-	-	7,607.00	1,141.00	6,466.00
Lab Equipment	15	232,017.00	-	-	232,017.00	34,803.00	197,214.00
Mobile Instrument	15	2,009.00	-	-	2,009.00	301.00	1,708.00
Computer	60	143,500.00	-	-	143,500.00	86,100.00	57,400.00
Car (Grand i10)	15	615,769.00	-	-	615,769.00	92,365.00	523,404.00
books	60	840.00	-	-	840.00	504.00	336.00

<b>Sub Total (c)</b>	<b>2,384,829.00</b>	<b>310,082.00</b>	<b>66,000.00</b>	<b>2,760,911.00</b>	<b>448,366.00</b>	<b>2,312,545.00</b>
----------------------	---------------------	-------------------	------------------	---------------------	-------------------	---------------------

## D. P. Tiwari Medical & Nursing Edu. Inst.

Lab Equipment	15	190,225.00	-	-	190,225.00	28,534.00	161,691.00
Books	60	16,193.00	-	-	16,193.00	9,716.00	6,477.00
Fans	10	-	29,750.00	-	29,750.00	2,975.00	26,775.00
Vehicle (Bus)	15	377,238.00	-	-	377,238.00	56,586.00	320,652.00
Vehicle (Maruti Ven)	15	100,592.00	-	-	100,592.00	15,089.00	85,503.00
Furniture and Fixture	10	192,476.00	81,000.00	-	273,476.00	27,348.00	246,128.00

<b>Sub Total (d)</b>	<b>876,724.00</b>	<b>110,750.00</b>	<b>-</b>	<b>987,474.00</b>	<b>140,248.00</b>	<b>847,226.00</b>
----------------------	-------------------	-------------------	----------	-------------------	-------------------	-------------------

 President  
 Secretary  
 Indian Student Culture Society



# SNEH TEACHER'S TRAINING COLLEGE

<b>D. P. Tiwari School of Nursing</b>	15	18,187.00	-	-	18,187.00	2,728.00	15,459.00
Equipment	15	25,885.00	-	-	25,885.00	3,883.00	22,002.00
Vehicle	15	26,198.00	-	-	26,198.00	3,930.00	22,268.00
Electric Item	15	12,221.00	-	-	12,221.00	1,833.00	10,388.00
Freeze							
		<b>82,491.00</b>	-	-	<b>82,491.00</b>	<b>12,374.00</b>	<b>70,117.00</b>
<b>Sub Total (e)</b>							
		<b>28,794,543.00</b>	<b>(576,798.00)</b>	<b>154,973.00</b>	<b>28,372,718.00</b>	<b>2,647,085.00</b>	<b>25,725,633.00</b>

**Grand Total (a+b+c+d+e)**

For:- INDIAN STUDENT CULTURE SOCIETY

  
 President  
  
 Secretary  
 Place:- Jaipur  
 Date:- 26/09/2016

For : M.L. SHARMA & ASSOCIATES  
Chartered Accountants

  
 (M.L.Sharma)  
 Partner  
 M.No. 070459

## ANNEXURES

## GROUPING

## SNEH TEACHER'S TRAINING COLLEGE

(Amount in Rs.)

**B SECURED LOANS****ISCS**

AU Financiers India Pvt Ltd

7,588,767.00

**STTC**

HDFC (Bolero)

76,237.45

HDFC (i-10)

414,733.73

**SPS**

HDFC Bank Ltd

346,214.45

**8,425,952.63****C UNSECURED LOANS****ISCS**

Vijay Shankar Tiwari

6,512,890.00

**DPS**

Vijay Shankar Tiwari

108,284.00

**SPS**

Vijay Shankar Tiwari

886,815.00

**7,507,989.00****D CURRENT ACCOUNT OF PARTIES****ISCS**

Meenakshi Sharma

1,397,000.00

Mewar Marble Associated

500,000.00

Pawan Kumar Maharshi

1,500,000.00

Rajendra Kumar Sharma

1,869,800.00

Ramchandra Agarwal

7,650,000.00

Satya Narayan Tiwari

15,432,506.00

Sitaram Sharma

764,000.00

Sunil Acharya

1,067,146.00

Vijay Shankar Tiwari

(332,000.00)

**SPS**

Sneh Tiwari

150,000.00

**29,998,452.00****CURRENT LIABILITIES, LOANS AND ADVANCES****E SUNDRY CREDITORS****ISCS**

Chaudhary Glass House Student Culture Society

28,731.00

**DPM**
  
 President

  
 Secretary  
 Indian Student Culture Society




Shree Manphool Filling Station

SNEH TEACHER'S TRAINING COLLEGE

**STTC**

Ankit Publicity Centre	4,650.00
Arihant Siksha Prakashan	47,600.00
Shree Manphool Filling Station	15,146.00
Hayansh Computers	33,700.00
Thakur Publication	4,636.00
Rajasthan Prakashan	5,300.00

**SPS**

Shree Manphool Filling Station	18,897.00
Shyam tyres	5,300.00
Samariya Tent House	15,300.00
Bittu Arts	5,000.00
Ankit Publicity Centre	1,690.00
Extramarks Education centre	378,000.00
Mukesh Kumar Agarwal	9,000.00
Shivaji Print Solution	450.00
Rajasthan Reprographics	15,646.00
	<b>613,275.00</b>

**F Provision For Expenses**

**ISCS**

M.L. Sharma & Associates	38,644.00
M.L. Sharma	40,500.00
Prakash Birla & Associates	6,000.00
Internet Expenses Payable	2,500.00
TDS on Rent	5,958.00
TDS on Interest	227,481.00
TDS on Professional Fees	8,794.00
Salary Payable	21,000.00
Lease rent Payable	21,222.00

**DPM**

Electricity Expenses Payable	2,892.00
Employer ESI Expenses Payable	1,900.00
Employer PF Expenses Payable	5,431.00
Employee ESI Expenses Payable	702.00
Employee PF Expenses Payable	4,800.00
Hostel Rent Payable	10,500.00
Staff Salary Payable	381,086.00
Housekeeping Expenses Payable	1,500.00
Vehicle Running Expenses Payable	32,000.00


**DPS**

Staff Salary Payable	441,610.00
----------------------	------------

President

Secretary

Indian Student Culture Society



Employer ESI Expenses Payable	787.00
Employer PF Expenses Payable	2,105.00
Employee ESI Expenses Payable	272.00
Employee PF Expenses Payable	1,860.00
TDS on Interest	921.00
Housekeeping Expenses Payable	15,000.00
Vehicle Running Expenses Payable	11,500.00

**STTC**

Telephone expense Payable	14,026.00
Staff Salary Payable	703,424.00
News Paper Expenses Payable	3,043.00
Employer ESI Expenses Payable	1,540.00
Employer PF Expenses Payable	4,401.00
Employee ESI Expenses Payable	569.00
Employee PF Expenses Payable	3,890.00
Electricity Expenses Payable	8,178.00
Housekeeping Charges Payable	4,500.00
Vehicle Running Expenses Payable	26,000.00

**SPS**

TDS on Interest	3,091.00
TDS on Salary	1,256.00
Employer ESI Expenses Payable	8,431.00
Employer PF Expenses Payable	13,229.00
Employee ESI Expenses Payable	3,115.00
Employee PF Expenses Payable	11,711.00
Staff Salary Payable	320,681.00
Housekeeping Expenses Payable	46,706.00
Vehicle Running Expenses Payable	118,300.00

**2,583,006.00**

**Advances Recoverable in Cash or Kind or for**  
**Which Value Has Still To Be PAID**

**G**

**SPS**

Unearned Income	12,450.00
	<b><u>12,450.00</u></b>

**H**

**Security Deposits**

**DPS**

Staff Security Deposits	45,500.00
-------------------------	-----------

**DPM**

Staff Security Deposits	13,300.00
-------------------------	-----------

**STTC**

*(Signature)*  
 President  
 Indian Student Culture Society  
*(Signature)*  
 Secretary  
 Indian Student Culture Society



Staff Security Deposits

SNEH TEACHER'S TRAINING COLLEGE

**SPS**

Staff Security Deposits

66,417.00

**135,217.00**

**J CURRENT ASSETS, LOANS AND ADVANCES**

**CASH IN HAND**

ISCS

208,399.00

DPS

266,231.00

DPM

287,188.75

STTC

335,563.17

SPS

701,477.00

**1,798,858.92**

**K CASH AT BANK**

**ISCS**

Bank of India A/c 267

8,353.59

Oriental Bank Of commerce 806

18,705.00

MUCB A/c No. 1179

31,295.00

**DPS**

MUCB A/c 1412

10,804.00

**DPM**

MUCBL A/c 1279

24,640.00

**STTC**

BOI A/c No. 283

5,006.59

MUCB A/c No. 1291

6,604.00

**SPS**

MUCBL A/c 1236

(5,603.00)

MUCBL A/c 413

2,230.00

State Bank of India a/c 673

1,304.25

**SGC**

MUCB A/c No. 1292

63.00

**103,402.43**

**Advances Paid in Cash or Kind or for Which Value**

**L Has Still To Be Received**

**ISCS**

Sneh Tiwari

538,300.00

Cholamandalam Investment & Finance Co. Ltd

7,304.00

AU Financieres Pvt Ltd


182,359.00

*President*

*Secretary*

Indian Student Culture Society

Indian Student Culture Society




	Advance To Staff	50,300.00
	<b><u>DPM</u></b>	
	Jaipur Book Depot	3,418.00
	<b><u>SPS</u></b>	
	Advance To Staff	1,199,000.00
	Advance To Sunil Kumar Tewari	13,742.00
	<b><u>STTC</u></b>	
	Shree Ganesh Construction Company	200,000.00
	Advance to Ravi Kumar	1,140.00
	Vijay Shankar Tiwari	1,570,161.00
		<u>3,765,724.00</u>
<b>M</b>	<b><u>SUNDRY DEPOSITS</u></b>	
	<b><u>ISCS</u></b>	
	FDR With MUCB	464,280.00
	FDR With OBC	1,716,071.00
	<b><u>STTC</u></b>	
	JVVNL	24,157.00
	FDR With OBC	187,697.00
	<b><u>SPS</u></b>	
	FDR with SBI	77,626.00
		<u>2,469,831.00</u>
<b>N</b>	<b><u>TDS RECEIVABLE</u></b>	
	<b><u>ISCS</u></b>	
	<b><u>TDS Receivable</u></b>	
	TDS On FDR	31,244.00
	<b><u>SGS</u></b>	
	<b><u>TDS Receivable</u></b>	
	TDS On FDR	2,950.00
		<u>34,194.00</u>
<b>O</b>	<b><u>SUNDRY RECEIVABLE</u></b>	
	<b><u>DPS</u></b>	
	Fee Receivable from RNC	110,000.00
	Tution Fees	2,776,300.00
	<b><u>DPM</u></b>	
	Tution Fees	5,736,100.00
	Fees Receivable form Govt	60,000.00
	<b><u>STTC</u></b>	
	Fees Receivable form Govt	2,647,680.00
	<b><u>SPS</u></b>	
	Fee Receivable from RTE	332,050.00
	Fees Receivable	180,121.00


  
 President Secretary  
 Indian Student Culture Society Indian Student Culture Society



	Advance To Staff	50,300.00
	<b><u>DPM</u></b>	
	Jaipur Book Depot	3,418.00
	<b><u>SPS</u></b>	
	Advance To Staff	1,199,000.00
	Advance To Sunil Kumar Tewari	13,742.00
	<b><u>STTC</u></b>	
	Shree Ganesh Construction Company	200,000.00
	Advance to Ravi Kumar	1,140.00
	Vijay Shankar Tiwari	1,570,161.00
		<u>3,765,724.00</u>
<b>M</b>	<b><u>SUNDRY DEPOSITS</u></b>	
	<b><u>ISCS</u></b>	
	FDR With MUCB	464,280.00
	FDR With OBC	1,716,071.00
	<b><u>STTC</u></b>	
	JVVNL	24,157.00
	FDR With OBC	187,697.00
	<b><u>SPS</u></b>	
	FDR with SBI	77,626.00
		<u>2,469,831.00</u>
<b>N</b>	<b><u>TDS RECEIVABLE</u></b>	
	<b><u>ISCS</u></b>	
	<b><u>TDS Receivable</u></b>	
	TDS On FDR	31,244.00
	<b><u>SGS</u></b>	
	<b><u>TDS Receivable</u></b>	
	TDS On FDR	2,950.00
		<u>34,194.00</u>
<b>O</b>	<b><u>SUNDRY RECEIVABLE</u></b>	
	<b><u>DPS</u></b>	
	Fee Receivable from RNC	110,000.00
	Tution Fees	2,776,300.00
	<b><u>DPM</u></b>	
	Tution Fees	5,736,100.00
	Fees Receivable form Govt	60,000.00
	<b><u>STTC</u></b>	
	Fees Receivable form Govt	2,647,680.00
	<b><u>SPS</u></b>	
	Fee Receivable from RTE	332,050.00
	Fees Receivable	180,121.00

 President  
 Secretary  
Indian Student Culture Society



---

**11,842,251.00**

---


**P      Prepaid Insurance**


DPS	13,209.00
DPM	13,428.00
STTC	51,964.00
SPS	21,870.00

---

**100,471.00**

---

  
President  
Indian Student Culture Society

  
Secretary  
Indian Student Culture Society



**INDIAN STUDENT CULTURE SOCIETY**  
**69, Shivaji Nagar, Civil Lines, Jaipur**  
**Management Committee**

**Annexure " Q "**

Sr. No.	Board of Management	Father's/Husband's Name	Designation
1	Sh. Rajendra Kumar Sharma	Sh. Shiv Kumar Sharma	President
2	Sh. Khiv Singh Rajpurohit	Late Sh. Moti Singh	Vice President
3	Sh. Hazari Lal Gurjar	Sh. Man Prakash Gurjar	Secretary
4	Sh. Vaidik Sunil Acharya	Late Sh. Shiv Shambhu Vaidik	Treasurer
5	Smt. Shivanshi Shekhawat	Sh. R.S. Sodha	Joint Secretary
6	Smt. Sneh Tiwari	Sh. Shiv Kumar Sharma	Members
7	Dr. Meenakshi Sharma	Sh. C.N. Sharma	Members
8	Mr. Vijay Shankar Tiwari	Sh. S.N. Tiwari	Members
9	Dr. Anvind Sharma	Sh. J.R. Sharma	Members
10	Dr. Umesh Sharma	Sh. Kedar Sharma	Members
11	Smt. Seema Kanwar Chouhan	Sh. Rajendra Singh Nirwana	Members
12	Smt. Poonam Sharma	Sh. Rajendra Prasad Sharma	Members
13	Sh. Purushottam Bhardwaj	Sh. B.R. Sharma	Members
14	Sh. Hemant Vijayvargiya	Madhav Lal	Members
15	Smt. Renu Kanwar	Sh. Kishan Singh Chouhan	Members
16	Dr. KB Sharma	Sh. S.N. Sharma	Educational Consultant
17	Dr. Ashok Sidana	Sh. Harbas Lal	Educational Consultant
18	(Vacant)	-	Govt. Representative
19	(Vacant)	-	University Representative
20	(Vacant)	-	Principal

 President  
 Secretary  
 Indian Student Culture Society

Notings

DPM

- 1 Statutory payment related to PF & ESI are not deposited timely.

DPS

- 1 Statutory payment related to PF & ESI are not deposited timely.

STTC

- 1 Statutory payment related to PF & ESI are not deposited timely.
- 2 Payments of affiliation fees have no supporting.

SPS

- 1 Statutory payment related to PF & ESI are not deposited timely.
- 2 Bad debts represent the amount of fees receivable in the opening of the year which have not been received.

ISCS

- 1 Account of S N tiwari is not properly Reconciled.
- 2 Debit & Credit balance are subject to confirmation.
- 4 Interest on FDR given by OBC is Rs. 12044 as per bank statement where as per Form 26AS the amount is Rs. 8190. Thus there is difference of Rs. 3854.

General notings

- 1 Vouchers are not serially prepared and arranged
- 2 Entries in tally without narrations.

